

PRO XP



ALL-NEW RZR PRO XP
THE START OF A NEW GENERATION

RZR

A KEY IS TURNED, AND SOMETHING IS UNLEASHED.

AT ONE WITH A VEHICLE THAT IS RAW, RELENTLESS AND REFINED, YOU'RE TRANSPORTED TO A DIFFERENT PLACE.

A PLACE WHERE OTHERS CAN'T GO. WHERE PERFORMANCE, DESIGN AND STRENGTH ARE FUSED AS ONE.

AND WHERE EVEN WHEN THE RIDE ENDS, THE FEELING REMAINS.



PRO CLASS IS IN SESSION



THE ALL-NEW RZR PRO XP

PREMIUM FEATURES

- Premium Paint and Interior Finish
- LED Headlights and Accent Lights
- 6-Point Retractable Harness
- Telescoping Steering Wheel with Button Controls
- Walker Evans® 2.5 Needle Shocks
- 30" Maxxis® Carnivore 8-Ply Tires



RZR PRO XP



RZR PRO XP

PREMIUM

ULTIMATE FEATURES

- DYNAMIX Active Suspension 2.0
- Rockford Fosgate® Premium Audio
- RIDE COMMAND 7-Inch Display
- Premium Paint and Interior Finish
- LED Headlights and Accent Lights
- 6-Point Retractable Harness
- Telescoping Steering Wheel with Button Controls
- FOX® Podium 2.5 Live Valve Shocks
- 30" Maxxis® Carnivore 8-Ply Tires



RZR PRO XP

ULTIMATE

PRO
PERFORMANCE

WELCOME TO THE NEXT LEVEL

VISIONARY
DESIGN

BRUTE
STRENGTH



PRO PERFORMANCE
It's power when and where you crave it most. It's suspension that redefines control and travel through unrelenting terrain, handling with instant response and flat-out stability that's unprecedented.



VISIONARY DESIGN
It leads with a visual punch. A menacing stance and distinctive cut signal the unmatched performance and technology within, providing a driver-centric execution of absolute off-road dominance.



BRUTE STRENGTH
Designed to absorb punishment in the world's most unforgiving playgrounds. Featuring the strongest chassis we've ever designed, with stouter drivetrain, cooler clutching and capability that breaks all barriers.



PRO

PERFORMANCE

POWER AND PERFORMANCE WITHOUT COMPROMISE

NEXT-LEVEL SUSPENSION AND VEHICLE DYNAMICS

UNMATCHED CONFIDENCE, COMFORT, AND CONTROL

181

HORSEPOWER

RZR has more wins and more championships than any other, and this winning pedigree has been infused into the new 181-horsepower engine. Delivering complete off-road dominance with mind-bending acceleration, it offers robust performance that doesn't waver.



POWER THAT NEVER BLINKS



14.5"
GROUND
CLEARANCE

The quickest way between two points is a straight line. With 14.5 inches of ground clearance and aggressively steep approach and descent angles, the PRO XP catapults you over violent terrain.

SUSPENSION BEYOND BELIEF



The science of suspension is more than just vertical inches—it's where complex geometry featuring high-clearance components, quicker-reacting dual-rate springs and thousands of miles driven over unthinkable terrain come together for the most usable travel in the industry.

22"
USABLE SUSPENSION TRAVEL



DYNAMIX 2.0
ACTIVE SUSPENSION

SMARTER AND MORE SAVAGE
Control in challenging high-speed, big-bump terrain is instantaneous with our next-generation DYNAMIX 2.0. With automatic, on-the-fly adjustments, steering wheel controls and improved FOX® 2.5 Podium Live Valve Shocks, you can rail corners flatter, dominate big whoops, charge into braking bumps and ride in greater comfort.



- Faster processing for near intuitive control over system inputs
- Improved control during rapid deceleration in braking bumps
- New shock calibrations for big whoop-leveling performance and flatter cornering
- All-new DYNAMIX steering wheel mode selection with "X" button that instantly adjusts all shocks to full-firm in order to manage unexpected situations

CONTROL FREAK

THROW IT A CURVE
Beyond increased straight-line stability and tighter turns, the stretched wheelbase, higher rear roll center and compact turning radius come together to create our most agile full-size vehicle.



96"

LONG WHEELBASE FOR SUPERIOR STABILITY

2"

HIGHER REAR ROLL CENTER FOR QUICKER WEIGHT TRANSFER

18'

TURNING RADIUS FOR INSTANT RESPONSE



COOLER MEANS QUICKER

Staying cool under pressure allows the new engine to deliver maximum performance corner after corner and mile after mile. A new larger, liquid-cooled turbo enables it to build more boost, more quickly. And new vented heads with a self-purge design unlock trapped air for quick recovery, enabling maximum acceleration in even the most demanding situations.





V I S I O N A R Y

DESIGN

BOLD LOOK WITH PREMIUM FINISHES

RACE-INSPIRED TO BE DRIVER-CENTRIC

INTELLIGENT TECHNOLOGY INTEGRATION



THE SHAPE OF A NEW BREED



LOOKS AREN'T DECEIVING
Ominous in stature and succinct in purpose, the all-new look of RZR PRO XP commands attention. Refined with new components for superior fit, it's brilliant with the most premium finishes, distinct with menacing high-performance LED lighting and intelligent with expanded integrated storage.



DESIGNED TO BE DRIVEN

4"

WIDER AT SHOULDERS FOR IDEAL STEERING CONTROL

6"

LONGER LEG ROOM FOR OPTIMUM PEDAL REACH

2.5"

LOWER SEATING POSITION FOR ENHANCED COMFORT



BECOME ONE WITH THE MACHINE

You don't just drive the new RZR PRO XP, you become part of it. The driver-centric cockpit design sits you lower in the chassis, while the industry's first telescopic and tilt-adjusting flat-bottom steering wheel extends out with ergonomic perfection for ideal control.



SUPPORTED & SECURED

All-new four-way adjustable seats further enhance the performance-first, optimal-control ergonomics while a factory-installed 6-point retractable harness for both driver and passenger keeps you secure throughout brutal terrain.



ROCK MEETS ROLL

All-new factory-integrated Rockford Fosgate® Premium Audio system delivers stunning sound through component speakers, including a low-frequency subwoofer, all easily managed from integrated steering wheel controls.

BRUTE

STRENGTH

STRONGER AND MORE ROBUST IN EVERY WAY

RIGID ONE-PIECE CHASSIS, STRONGEST RZR EVER MADE

TOUGHER SUSPENSION AND DRIVETRAIN COMPONENTS





THE STRONGEST RZR EVER BUILT

MORE AIR, MORE BELT LIFE

An all-new clutch design features an open-cut system that brings far greater air flow to internal components and sheaves. This, combined with a faster-spinning driven clutch for even more air flow, results in greater cooling, twice the belt life and instantaneous acceleration with every punch of the accelerator.

2X


LONGER BELT LIFE


Exposed spider design allows for improved air flow to all four sheaves

Faster-driven rotation draws more air for increased and more efficient flow

Improved primary tower design reduces wear and extends clutch life

Higher clutch enclosure intakes provide cleaner air for reduced wear





We didn't just build the most formidable-looking performance side-by-side ever—we made sure it was the toughest too. With tens of thousands of test miles logged, the new RZR PRO XP is stronger where it matters most, so you can run hammer down with zero reservations.

ENGINEERED TO THE EXTREME



3X

STRONGER FRONT DRIVE
WITHSTANDS BRUTAL
OFF-ROAD PUNISHMENT

1 PIECE FRAME

THE TOUGHEST CHASSIS
WE'VE EVER BUILT

39%

STRONGER
TRANSMISSION
WITH TOUGHER BEARINGS & CASE

8X

LONGER AXLE LIFE
35% STRONGER AXLES
DESIGNED FOR EXTENDED AXLE LIFE



RZR PRO XP



CRUISER BLACK

BLACK LIME

RZR PRO XP PREMIUM



INDY RED

WHITE LIGHTNING

RZR PRO XP ULTIMATE



INDY RED

WHITE LIGHTNING

RZR PRO XP



RZR PRO XP PREMIUM



RZR PRO XP ULTIMATE



ENGINE & DRIVETRAIN

Engine Type	4-Stroke DOHC Twin Cylinder Turbocharged	4-Stroke DOHC Twin Cylinder Turbocharged	4-Stroke DOHC Twin Cylinder Turbocharged
Horsepower/Displacement	181 HP/925 CC	181 HP/925 CC	181 HP/925 CC
Fuel System/Cooling	Electronic Fuel Injection / Liquid	Electronic Fuel Injection / Liquid	Electronic Fuel Injection / Liquid
Transmission/Final Drive	Automatic PVT P/R/N/L/H	Automatic PVT P/R/N/L/H	Automatic PVT P/R/N/L/H
Drive System	Isolated Xtreme Performance True On-Demand AWD/2WD	Isolated Xtreme Performance True On-Demand AWD/2WD	Isolated Xtreme Performance True On-Demand AWD/2WD
Engine Braking System	Not Equipped	Not Equipped	Not Equipped

SUSPENSION

Front Suspension	High-Clearance Dual A-Arm with Stabilizer Bar and 20" (50.8 cm) Usable Travel, 17" (43.2 cm) Wheel Travel	High-Clearance Dual A-Arm with Stabilizer Bar and 20" (50.8 cm) Usable Travel, 17" (43.2 cm) Wheel Travel	High-Clearance Dual A-Arm with Stabilizer Bar and 20" (50.8 cm) Usable Travel, 17" (43.2 cm) Wheel Travel
Front Shocks	2" Walker Evans Needle with 16-Position Adjustable Clickers	2" Walker Evans Needle with 16-Position Adjustable Clickers	FOX 2.5 Podium Shocks with Live Valve (Electronically Controlled Damping)
Rear Suspension	Trailing Arm & High-Clearance Radius Rods with Stabilizer Bar and 22" (55.9 cm) Usable Travel, 20" (50.8 cm) Wheel Travel	Trailing Arm & High-Clearance Radius Rods with Stabilizer Bar and 22" (55.9 cm) Usable Travel, 20" (50.8 cm) Wheel Travel	Trailing Arm & High-Clearance Radius Rods with Stabilizer Bar and 22" (55.9 cm) Usable Travel, 20" (50.8 cm) Wheel Travel
Rear Shocks	2.5" Walker Evans Needle with 16-Position Adjustable Clickers	2.5" Walker Evans Needle with 16-Position Adjustable Clickers	FOX 2.5 Podium Shocks with Live Valve (Electronically Controlled Damping)

TIRES & WHEELS

Front/Rear Brakes	4-Wheel Hydraulic Disc with Triple-Bore Front and Dual-Bore Rear Calipers	4-Wheel Hydraulic Disc with Triple-Bore Front and Dual-Bore Rear Calipers	4-Wheel Hydraulic Disc with Triple-Bore Front and Dual-Bore Rear Calipers
Parking Brake	Park in Transmission	Park in Transmission	Park in Transmission
Front Tires	30 x 10-14 Maxxis Carnivore; (8-ply rated); Wheel Size 14x6	30 x 10-14 Maxxis Carnivore; (8-ply rated); Wheel Size 14x6	30 x 10-14 Maxxis Carnivore; (8-ply rated); Wheel Size 14x6
Rear Tires	30 x 10-14 Maxxis Carnivore; (8-ply rated); Wheel Size 14x7	30 x 10-14 Maxxis Carnivore; (8-ply rated); Wheel Size 14x7	30 x 10-14 Maxxis Carnivore; (8-ply rated); Wheel Size 14x7
Wheels	Cast Aluminum	Cast Aluminum	Cast Aluminum

DIMENSIONS & CAPACITIES

Wheelbase	96" (243.8 cm)	96" (243.8 cm)	96" (243.8 cm)
Turning Radius	18 ft (5.5 m)	18 ft (5.5 m)	18 ft (5.5 m)
Storage	1,500 cubic in (24,580.6 cubic cm)	1,500 cubic in (24,580.6 cubic cm)	1,500 cubic in (24,580.6 cubic cm)
Dry Weight	1,736 lbs (789.2 kg)	1,749 lbs (795.1 kg)	1,773 lbs (806.0 kg)
Overall Vehicle Size (L x W x H)	126 x 64 x 71.7" (320 x 162.6 x 182.1 cm)	126 x 64 x 71.7" (320 x 162.6 x 182.1 cm)	126 x 64 x 71.7" (320 x 162.6 x 182.1 cm)
Ground Clearance	14.5" (36.8 cm)	14.5" (36.8 cm)	14.5" (36.8 cm)
Fuel Capacity	12 gal (45.4 L)	12 gal (45.4 L)	12 gal (45.4 L)
Bed Box Dimensions (L x W x H)	26 x 17.7 x 11.5" (66 x 45 x 29.2 cm)	26 x 17.7 x 11.5" (66 x 45 x 29.2 cm)	26 x 17.7 x 11.5" (66 x 45 x 29.2 cm)
Rear Box Capacity	300 lb (136.1 kg)	300 lb (136.1 kg)	300 lb (136.1 kg)
Payload Capacity	740 lb (335.6 kg)	740 lb (335.6 kg)	740 lb (335.6 kg)
Lighting	Signature White LED, Low/High & Red LED Tail / Brake Lights	Signature White LED, Low/High & Red LED Tail / Brake Lights; Front, Rear, and Interior Accent Lighting	Signature White LED, Low/High & Red LED Tail / Brake Lights; Front, Rear, and Interior Accent Lighting
Seats/Seat Belts/Adjustability	Bolstered Bucket Seats with 4-way adjustability (including 6" front to back toolless seat slider with tilt adjustability) and Height Adjustable Seat Belts	Bolstered Bucket Seats with 4-way adjustability (including 6" front to back toolless seat slider with tilt adjustability) and Retractable Click-6 Harnesses	Bolstered Bucket Seats with 4-way adjustability (including 6" front to back toolless seat slider with tilt adjustability) and Retractable Click-6 Harnesses
Steering	High Assist Electronic Power Steering with Quick Turn Rack; Race Inspired Steering Wheel	High Assist Electronic Power Steering with Quick Turn Rack; Race inspired Steering Wheel with Telescoping adjustment	High Assist Electronic Power Steering with Quick Turn Rack; Race inspired Steering Wheel with Telescoping adjustment; Dynamix and Ride Command Push Button Controls

POLARIS

Warning: Polaris off-road vehicles can be hazardous to operate and are not intended for on-road use. Driver must be at least 16 years old with a valid driver's license to operate. Passengers, if permitted, must be at least 12 years old. All riders should always wear helmets, eye protection, and protective clothing. Always use seat belts and cab nets or doors (as equipped). Never engage in stunt driving, and avoid excessive speeds and sharp turns. Riding and alcohol/drugs don't mix. All riders should take a safety training course. Call 800-342-3764 for additional information. Check local laws before riding on trails. © 2019 Polaris Industries Inc.

LEARN MORE AT [POLARISRZR.COM](https://www.polarisrZR.com)